

ROYAL OAK

and bounce o cheshire towns (68)

Source: as danced by Earlsdon at Laycock May 1976 and St. Albans Sept 1977. For 8 men.

CHORUS:

Step-Up; start left foot. Walk up l, r, l, hop & kick. Walk back r, l, r, feet together. Repeat. Sticks crossed in front and above head level going forward. Out at side, arms straight, sticks vertical in retiring. In 1976 the first retiring of Step-Up had hands at sides. Stepping in Pairs: All face in. Starting at top, the dancers do stepping, one pair at a time. With weight on left foot and right hand up, step right foot to side (apart), cross over left in front, bring feet together, kick right foot forward, 2 bars each, 8 in all. Stepping Together: All facing in still, step together. Kick left foot across the right and hop on right. Kick right foot across the left and hop on left. Tap right foot to side (apart) with weight on left foot, tap right foot across in front on left, bring the feet together side by side, kick the left foot forward. Kick right foot across left and hop, kick left foot across the right and hop, tap the left foot to the side, across in front of the right, bring the two feet together and kick the left foot forward again. Note not quite symmetrical. The Chorus occurs at the start, between each figure and at end of dance. Probably end dance with an extra Step-Up.

FIGURE 1

In 4's, first corners turn by right hand with skip step, $1\frac{1}{2}$ times round to change places. Then 2nd corners ditto, first corner back, second corner back. Inactive dancers do cross kicks as in "Stepping Together" and turn on spot upwards, twice through.

FIGURE 2

A sort of hey for 8 to skip step. In 4's the diagonals cross almost together, probably left shoulders to middle, and then pass at tops and sides by the right shoulders, then all do a walking turn on the spot in 4 steps out. This turn is every 2 changes.

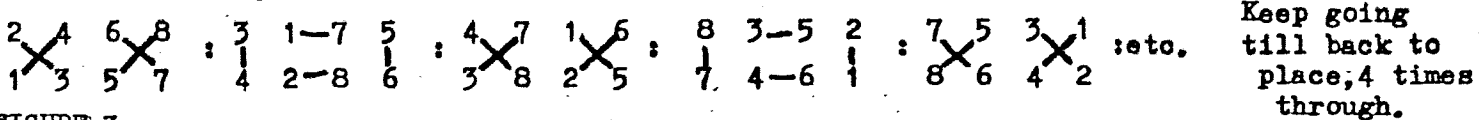


FIGURE 3

Top and bottom pairs change places, 1st corners, then 2nd corners and then in new 4's from top the 1st & 2nd pairs change places by the right shoulders and all make a complete turn to outwards on the spot with 4 walking steps. 4 times takes dancers back to place. Skip step. 8 bars each time through - 2 bars each section. (inactives kicks & turns?)

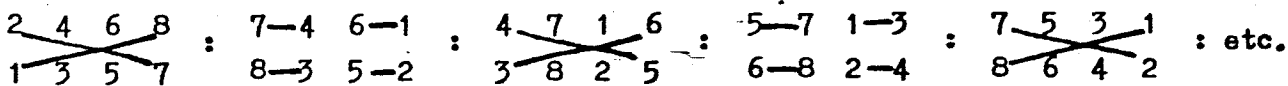


FIGURE 4

Cross with partner, passing left shoulders, with walking step and turn to face up. Then skip up sides one place, while top pair, who continued turning to face down, skip down the middle to the bottom. As top pair finish the others turn out on spot with walk steps. Keep going with the changes till back to place.

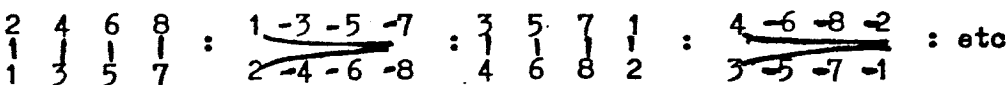


FIGURE 5

Skipping, stars in 4's by right hand, then stars in middle and turns at ends by left so that dancers progress round the set one place at a time. There are no turns on spot. Keep going till back to place.

