

THE CARR-LODGE POLKA

The name of this dance comes from an estate owned by Carr at Horbury, near Wakefield. With the exception of the final figure, it is a series of figures originating from Slaithwaite near Huddersfield. The final figure from the original collection does not 'work', and the one used here is an adaptation by Yorkshire Chandelier which is similar to the collected figure.

Taught by Trefor Owen as part of a NW Leader's Weekend in Osset near Wakefield 1st and 2nd November 1986. This notation is taken from Trevor Turner notes following Trefor's teaching of the dance at Folk East (Hertford) 25th October 1986.

STRUCTURE:

A processional dance for eight person sets, in two files. The March Up can be repeated at considerable length between the other figures. The figures may follow in any order.

STEPS:

The principle step is a march step, with a high knee lift. There are two march steps per bar.

The polka step is a low step, ie crossing foot should only be lifted a small distance above the ground. One polka step per bar.

Start outside foot.

STICKS:

These are based on the Horwich type, that is a short stick wrapped in ribbons with bells at both ends.

MUSIC:

Salmontails or The Hurler's March/The Lodge Road

Key: Rt = right fwd = forward
 Lt = left bwd = backward

MARCH UP

Exaggerated marching step fwd for as long as required. (In multiples of 4 steps - frequently 16.)

The arms are circulating, as walking fwd, in two large opposite circles. The arm movement starts by pointing out to sides and down 45 deg.

- step 1 - beginning to move in and up so that on
- step 2 - they are crossed just about thigh height
- step 3 - an exaggerated flick up and out
- step 4 - moving down outside to starting position.

NB 4 march steps = 2 bars.

STEPPING

(Total = 32 bars)(polka and march steps)

bars 1 - 4



Lt side polka (facing front) diagonally across set in front of partner. Rt side march on spot, marking time.

bars 5 - 8



Lt side mark time marching on spot while Rt side polka clockwise around partner.

bars 9 - 12



Lt side dance (facing front) sideways back to original positions, but moving slightly fwd. Rt side march marking time

bars 13 - 16



Lt side as individuals polka a small counter clockwise circle. Rt side as individuals polka a small clockwise circle, back to starting position.

bars 17 - 32

Repeat with the Rt side polka-ing diagonally across the set. Lt side polka counter clockwise around partner; etc

Sticks during the March Up figure:

Polkas: sticks held horizontal, close in by ears, held in middle and shaken vigorously

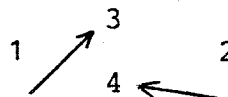
March: arms pointing fwd above the shoulder, arms straight with sticks held vertical and flicked once per step.

UP THROUGH
(Total = 24 bars)(polka and march steps)

In groups of four.

Facing front throughout.

bars 1 - 2 dancers 3&4 in each group of 4 dance in between 1&2, 3 moving in front of 4.



bars 3 - 4 dancers 3&4 move diagonally fwd to in front of 1 or 2 on opposite side.



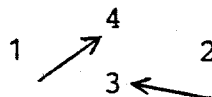
bars 5 - 6 dancers 3&4 dance out sideways and bwd to outside of 1 or 2 on opposite side.



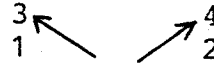
bars 7 - 8 dancers 3&4 dance on sideways and bwd to below 1&2.



bars 9 - 10 dancers 3&4 in each group of 4 dance in between 1&2, 4 moving in front of 3.



bars 11 - 12 dancers 3&4 move diagonally fwd to in front of 1 or 2.



Whilst 3&4 are moving they polka,
1&2 are marking time marching on spot.

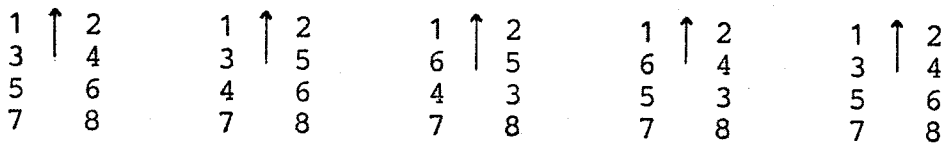
The move is then repeated with 1&2 moving around 3&4.

OXO

(Total = 16 bars)(polka steps)

This is a star figure with 2 groups of '3' in star.

bars 1 - 4	Dancers 123 4&5 678	Rt hand star once around Cross over passing Rt Lt hand star once around
bars 5 - 8	Dancers 125 3&6 478	Lt hand star once around Cross over passing Lt Rt hand star once around
bars 9 - 12	Dancers 126 5&4 378	Rt hand star once around Cross over passing Rt Lt hand star once around
bars 13 - 16	Dancers 124 6&3 578	Lt hand star once around Cross over passing Lt Rt hand star once around



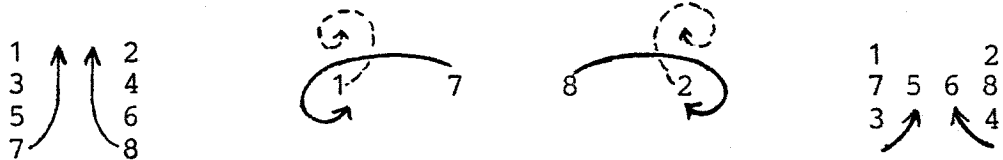
All turns are the easiest way. Movement on steps 1,2,3 and then turn on 4th step each time to face the direction of next move.

Cross over with hands by ears; star very tight, nearest hand held out from shoulder to meeting, other hand by ear. Polka step throughout.

CAST THROUGH
 (Total = 16 bars)(polka and march steps)

bars 1 - 4 Dancers 7&8 cast up in between 1&2.

bars 5 - 8 7&1, 8&2 then swing without linking to exchange places so that 1&2 end up as front couple, in the meantime 5&6 cast up.



bars 9 - 12 The move is then repeated by couple 5&6 turning 1&2 again ending with 1&2 as front, 3&4 cast up.

bars 13 - 16 The move is then repeated by couple 3&4 turning 1&2 again ending with 1&2 as front.

Couple casting up polka, hands at ears. Others mark time with march step, flicking sticks, including 1&2.

FIGURE FIVE

(Total = 32 bars)(polka steps)

This is described as a silly figure, only to be done when set is stationary, 'arena' type position. It is not suitable as part of the procession.

- bars 1 - 2 Dancers 1&8 cross diagonally by Rt.
- bars 3 - 4 Dancers 1&8 pass to opposite positions
Dancers 2&7 cross diagonally by Rt.
- bars 5 - 6 Dancers 1&8 continue to move in straight line
away from set
Dancers 2&7 pass to opposite positions
Dancers 3&6 cross diagonally by Rt
- bars 7 - 8 Dancers 1&8 continue to move in straight line
away from set and diasappear 'off'
Dancers 2&7 continue to move in straight line
away from set
Dancers 3&6 pass to opposite positions
Dancers 4&5 cross diagonally by Rt.
- bars 9 - 10 Dancers 2&7 continue to move in straight line
and disappear 'off'
Dancers 3&6 continue to move in straight line
away from set
Dancers 4&5 pass to opposite positions
- bars 11 - 12 Dancers 3&6 continue to move in straight line
away from set and disappear 'off'
Dancers 4&5 continue to move in straight line
away from set.
- bars 13 - 14 Dancers 4&5 continue to move in straight line
away from set and disappear 'off'.
- bars 15 - 16 GAP There are no dancers in the 'arena'
area, music continues.
- bars 17 - 18 Dancers 1&8 start to move in towards the
original set position.
- bars 19 - 20 Dancers 1&8 move into cross by Lt
Dancers 2&7 start to move in towards the
original set position.

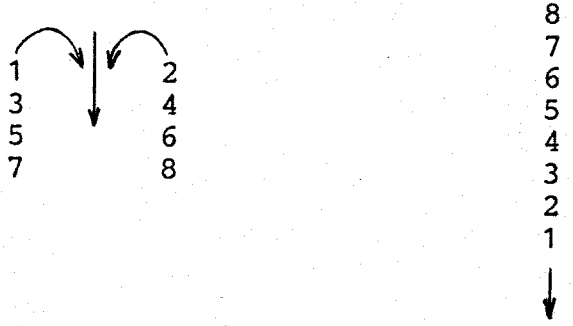
- bars 21 - 22 Dancers 1&8 continue past, back towards original position
Dancers 2&7 move into cross by Lt
Dancers 3&6 start to move in towards the original set position.
- bars 23 - 24 Dancers 1&8 return to original positions
Dancers 2&7 continue past, back towards original position
Dancers 3&6 move into cross by left
Dancers 4&5 start to move in towards the original set position.
- bars 25 - 26 Dancers 2&7 return to original positions
Dancers 3&6 continue past, back towards original position
Dancers 4&5 move into cross by Lt.
- bars 27 - 28 Dancers 3&6 return to original positions
Dancers 4&5 continue past, back towards original position.
- bars 29 - 30 Dancers 4&5 return to original positions
- bars 31 - 32 All dancing on spot facing front.

Polka step throughout, hands at ears, all face front when dancing on spot.

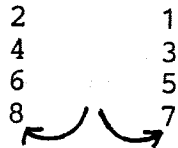
LEAD OFF
(Total = 40 bars)(polka steps)

Polka step throughout this figure, hands at ears.

bars 1 - 8 Cast in and down into a line of 8 facing down the set. Lt in front of Rt, invert the set.



bars 9 - 16 Cast up and out the wrong side




bars 17 - 24 Cast in and down into a line of 8,
Lt in front of Rt

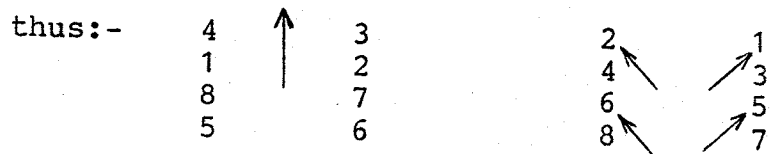
7
8
5
6
3
4
1
2

bars 25 - 32 Cast up and out back into the normal set
position
then continue off as follows:-

bars 33 - 36 3&4, 7&8 move fwd, crossing over Lt in
front of Rt over to other side in front of
1&2, 5&6 thus:-



steps 37 - 40 1&2, 5&6 move fwd, crossing over Lt in
front of Rt over to other side in front of
3&4, 7&8



and repeat until 'off'.

The Lodge Room.

Handwritten musical score for 'The Lodge Room'. The piece is in G major (one sharp) and 2/4 time. It consists of five staves of music. The first staff begins with a treble clef, a key signature of one sharp (F#), and a 2/4 time signature. A fermata is placed over the first note. The music is written in a single melodic line. The second staff contains a repeat sign with first and second endings. The third and fourth staves continue the melodic line. The fifth staff ends with a double bar line and a fermata. The word 'Solo' is written above the fifth staff.

The Huelers' March.

Handwritten musical score for 'The Huelers' March'. The piece is in G major (one sharp) and 2/4 time. It consists of four staves of music. The first staff begins with a treble clef, a key signature of one sharp (F#), and a 2/4 time signature. The music is written in a single melodic line. The second staff contains a repeat sign with first and second endings. The third and fourth staves continue the melodic line. The fourth staff ends with a double bar line and a fermata.